


Teentography

3 WEEK BASICS CLASS (ANY CAMERA!)



CLASS
DETAILS

hi friend!

Your kids, man they love picking up a camera and taking photos. It's also inspiring to watch them start to see and explore the world from behind the lens.

You know they want to learn more about how to take better photos and how to be even more creative with the shots their taking.

Lucky for you we've got the solution.

Teentography Basics is a 3-week virtual camera class designed for kids 9-15 with a goal of keeping keep them engaged in positive, curious, and creative ways.

Your teen or pre-teen will be encouraged to learn photography basics (using ANY camera: phone, point and shoot or fancy DSLR) with fun unique projects.

They'll also improve their photography skills in our digital club hub - learning and interacting in a safe online space with with other kids like them!

Keep on reading for all the details on how our class works!



lessons at a glance

PRE WORK

WHAT'S YOUR STORY

There's so much that we can do with our cameras. And when you have the right ingredients to pair with your camera, you end up with amazing photos!

In this lesson, you are going to test out and try your first ingredient: Storytelling through some unique "selfie experiments."



3

PHOTO ILLUSIONS

Have you ever wanted to be a magician? Or wondered how magicians effortlessly do their tricks, like pulling rabbits out of a hat?

If you have, then you are going to LOVE this photo lesson. Because for this one, you get to become a magician with your camera, and create photo illusions that are sure to WOW your family and friends.

1

TRAVELING WITH TOYS

We are adding to your ingredient list today with something NEW for your pictures. Your ingredient in this lesson is called Composition.

Once you know a little bit about Composition, You're going to grab some of your favorite toys and take them on an epic adventure!



BONUS

CLONE YOURSELF

"Ever wished you had a clone to help doing your homework and chores?"

If you answered "yes" then you're in for a real treat!

In this lesson we're going to use your camera to go out and clone someone or something!

T

his activity is one you're sure to love, and it's also one you can use to WOW your friends!

2

MEME MAKER

This lesson is one where you get to add a bit of humor, laughter, and FUN to your photos.

Your ingredient for this lesson is Light. With that in mind, you will be keeping things "light" with our "what do you meme?" photo challenge.

Get your sense of humor ready and let's getting snapping!



BONUS


SEND A SMILE!

Photography is fun, right?! But, once those photos are snapped, what's next? Do you just keep thousands of photos hidden within your camera or device?

Here at Teentography, we think photos deserved to be shared - sharing digitally is OK, but printing them is even better!

This lesson is for you to find and try unique ways to do MORE with your pictures.


kind words



I enjoyed all the lessons. Thy gave me a deeper knowledge of photography and gave me some cool tips and ideas. Definitely take the class. ~Charlotte

I loved that I was able to be creative with the projects like the meme and illusions, and I am so grateful that I discovered Picmonkey! The activity feed was really fun, and I was able to connect with others and share my pictures. (As well as comment on the photos of other students.) ~Lauren

I enjoyed how creative the assignments were, I would have never thought to do The "Traveling with Toys". ~Hayleigh



Teentography is so cool you learn so many ways to take a picture. Before I took Teentography I just thought taking a picture is simple but it actually has a lot more to it then just taking a picture." ~Aaliyah


I liked having other students in the activity feed, because it was fun to see what people were doing. My favorite lesson was the Illusion project because it was really fun to get to make the illusions. It improves your skills, and helps improve your editing. ~Ali

The projects were so fun! It was a great way of forcing me to go outside and wander around to find a good picture. I love the mirror pic one! There was many different ways that I could take the project and make it my own. ~Julia

it was great being able to see projects and interact with people from all over the world. I I really like the print making module that we did last, ~Sadie

Charlotte is LOVING the class so far! Thank you from the bottom of my heart for creating such a bright spot for her in the midst of all of this uncertainty and stress. We have both been impressed with the quality and thoughtfulness of the content and engagement. ~Sarah (parent)

I have only been checking in on the site periodically, but I haven't seen my child this engaged and excited about anything new in a while! She keeps showing me pictures that she's taken, so it looks like she's having fun and learning a lot. (She even got mad at me when I made her get off of your class to join her school meeting!) Thank you so much for a wonderful experience, ~Stacy (parent)



faq AND sign up

I HAVE A CHILD WHO ISN'T 9-15. IS THIS STILL FOR THEM?

These are just our recommended ages to be able to access and use the lessons fairly independently. Younger children are welcome but will need a bit more parental support. Older teens or adults will still enjoy the creativity these lessons will offer. Feel free to sign up even if you're outside our 9-15 age window. We'd love to have you!

I HAVE MORE THAN ONE CHILD WHO WOULD LIKE TO TAKE THE CLASS. IS THAT OK?

One registration will allow you to have 3 children in the same household be part of the class! So feel free to consider this a class the whole family can enjoy together.

ARE THERE "LIVE" ZOOM CLASS SESSIONS WITH THIS CLASS?

Please reach out to the class instructor or Zoom session details. Each teacher will be setting their own schedule based on their time zone and needs of their students. However we know that with students across the globe that live class times may not work for everyone which is why all live classes will be recorded and posted after complete. Also, no new material is presented during these classes and are simply meant as a chance for our students to share and connect.

MY CHILD WANTS TO LEARN DSLR PHOTOGRAPHY, WILL YOU BE COVERING THAT?

This class is specifically for ANY type of camera, but we do have a Teentography: DSLR class as well. Stay tuned for our upcoming class schedule for registration details if that's of interest to you or your child.

ARE YOU READY FOR YOUR TEEN TO CREATIVE SOME PHOTO FUN?

IF SO, FIND A CLASS WITH ONE OF OUR LICENSED INSTRUCTORS AND LET'S GET SNAPPING!

SIGN ME UP!